

APPLICATION OF DEFINITION AND METHODS IN MEXICO

WIEGO 20th. ANNIVERSARY RESEARCH CONFERENCE


Cambridge Mass. November 10-12 2017

Rodrigo Negrete
Lilia Guadalupe Luna



INSTITUTO NACIONAL
DE ESTADÍSTICA Y GEOGRAFÍA

Why informality matters so much in Mexico

- © Mexico is a heterogeneous country, with different modes of production (automobile, air & space industry, vigorous manufacturing export sector coexisting alongside subsistence agriculture, street vendors, cottage industries and the like).
 - © Mexico was one of the first countries to be fully incorporated in the wave of globalization in the nineties; big pressure to make as flexible as possible intra-industry labor relationships.
 - © Mexico historically has had problems in terms of making effective the rule of law: on one hand this means the state has a rather weak fiscal/tax base; on the other that vast numbers of the population cannot make effective labor and social rights enshrined in the constitution.
- 

Why informality matters so much in Mexico

- © Many transactions are undetected; thus individuals so involved operate without contractual guarantees.
- © A society moving faster towards aging demographics poses the imminent problem of all those who have been operating outside pension schemes and whose families are no longer large enough to function as a de facto social protection net, as before.
- © The unemployment rate as the leading labor indicator clearly is not the key signal to understand what is going on in Mexico's labor market.

On what follows, the strategy adopted by Mexico in measuring informality and its impact on policies, triggering a sequence of measures and reforms.



CONCEPTUAL FRAME



Conceptual Frame

© The 17th ICLS sets a classification mechanism which identifies the part of employment that is formal, the part informal and the modalities of the latter cases to achieve a holistic classification of the labor landscape with no exceptions. That mechanism is the H matrix.



Conceptual Frame

- © The underlying logic of the Matrix is to apply operational criteria depending on the status of employment.
 - *Independent workers are classified under an enterprise based approach (informal sector).*
 - *Dependent workers (either jure or de facto) are classified based on their current employment relationship, i.e. whether it provides them (in law or in practice) basic or standard employees guarantees.*

The key unifying factor

- © If not explicit in the 17th ICLS or in the Manual, the informal concept in its broadest sense encompasses those forms of labor market insertion where risks are personal *stricto sensu*; not diffused nor buffered by any institutional way of protection.
- © Therefore the concept points to situations where certain economic insertion modalities do not provide persons with the basic or standard guarantees relating to either their transactions or labor relationships.

The key unifying factor

- © While informality is a diverse phenomena, the final outcome or situation ought not to be confused with whatever causes it (breaking the law; not knowing the law; blind spots in the law; ways to circumvent the law; new realities not yet covered in law, etc.).
- © Another point is that the informal concept becomes a practice or set of practices that in principle might be widespread throughout the economy and no longer takes place only in a part of it.



Measurement objectives and methods of data collection

- ◎ Household surveys (i. e. LFS)
- ◎ Establishment surveys and censuses
- ◎ Mixed household and enterprise surveys
 - *Mixed modular surveys*
 - *Mixed independent surveys*
- ◎ Methods of indirect estimation
 - *Residual balance techniques*
 - *Macro-economic estimation techniques*



The LFS approach: Mexico's strategy



Chapter 4.

Household surveys on informal sector employment and other types of informal employment


From: *Measuring Informality: A Statistical Manual on the Informal Sector and Informal Employment*

The LFS approach: Mexico's strategy

- © Three elements of the INEGI (Mex) approach in its LFS (ENOE).
 - ▣ *Sample size (120 thousand dwellings).*
 - ▣ *Continuity (Quarterly basis).*
 - ▣ *Special design of its section 4, which has questions on certain characteristics of the economic unit the person is working for, to give some inkling of its nature.*



Strengths

- © Fills out the H Matrix cells in one stroke, each Quarter.
 - © Yields statistical series amenable to both short term and structural data analysis.
 - © Makes easier any contrast with formal employment.
 - © Gives the sociodemographic context of the individual as well his household.
 - © Supplies the labor matrix input needed by national accountants to calculate the informal economy size (share of GDP) on an annual basis.
 - © No additional costs in collecting and disseminating data available at national level (including rural areas) as well at states (provinces) level.
- 

Weaknesses

- © Proxy respondents (in some cases the person may not know or answer inaccurately questions on characteristics of the economic unit).
- © The Industry structure of the Informal sector in particular at certain levels of disaggregation (i. e. beyond two digit level) should be taken with caution, because the LFS sample was not designed to take into account that specific structure.



DATA ON EMPLOYMENT



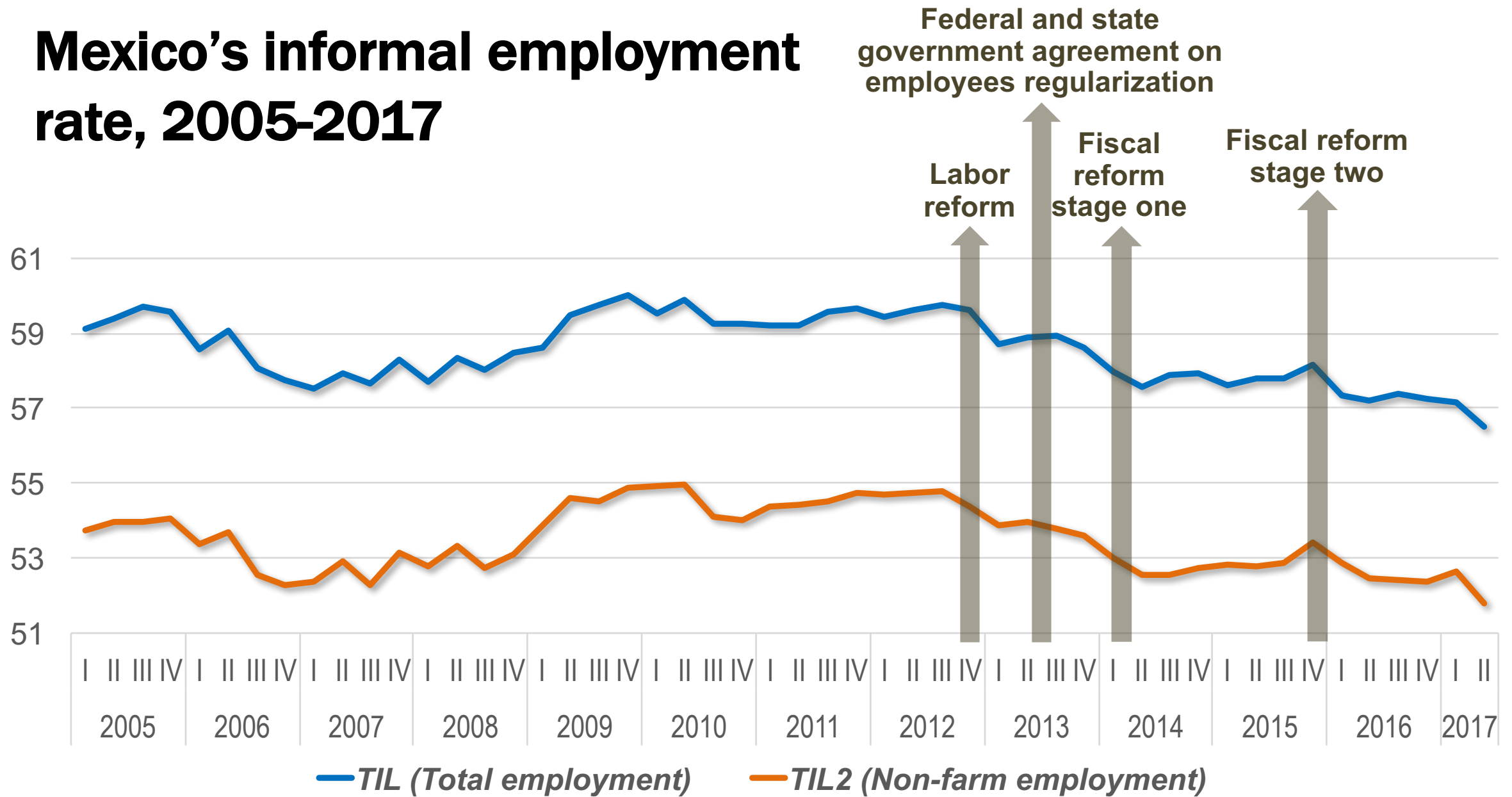
Matrix H

Second Quarter 2017 (millions)

Classification according to type of economic unit	Classification by status in employment										Total	
	Paid dependent workers				Employers	Own account workers		Auxiliary non-paid workers				
	Salary workers		Dependent workers not salary paid									
	Informal	Formal	Informal	Formal	Informal	Formal	Informal	Formal	Informal	Formal	Informal	Formal
Informal sector	3.92		0.79		0.88		7.50		0.98		14.08	
Paid domestic work	2.27	0.07	0.02	0.00							2.29	0.07
Corporations, Government and Institutions	5.72	18.84	0.89	0.21		1.15		1.66	0.60		7.20	21.87
Agriculture	2.41	0.38	0.15	0.02		0.37	2.46		0.91		5.93	0.77
Subtotal	14.32	19.29	1.85	0.24	0.88	1.52	9.97	1.66	2.49		29.50	22.70
Total	33.60		2.08		2.40		11.63		2.49		52.20	

Note: Totals may not match with their components sum due rounding.

Mexico's informal employment rate, 2005-2017

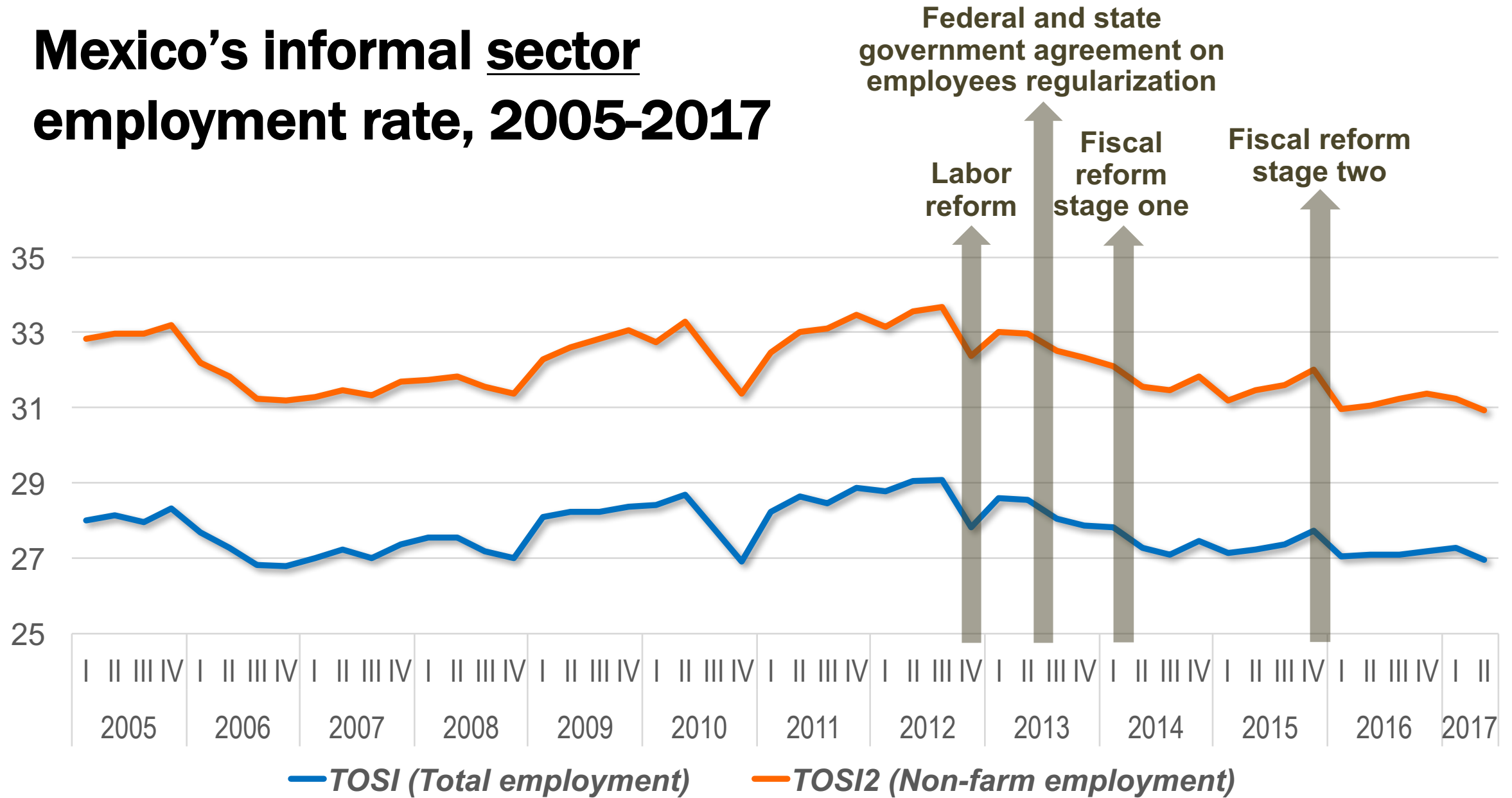


— TIL (Total employment)

— TIL2 (Non-farm employment)



Mexico's informal sector employment rate, 2005-2017



— TOSI (Total employment)

— TOSI2 (Non-farm employment)

Absolute figures

INEGI. Encuesta Nacional de Ocupación y Empleo. Informalidad laboral. Indicadores estratégicos. Segundo trimestre de 2017.

Employment distribution by sociodemographic & socioeconomic characteristics

Second Quarter, April-June, 2017

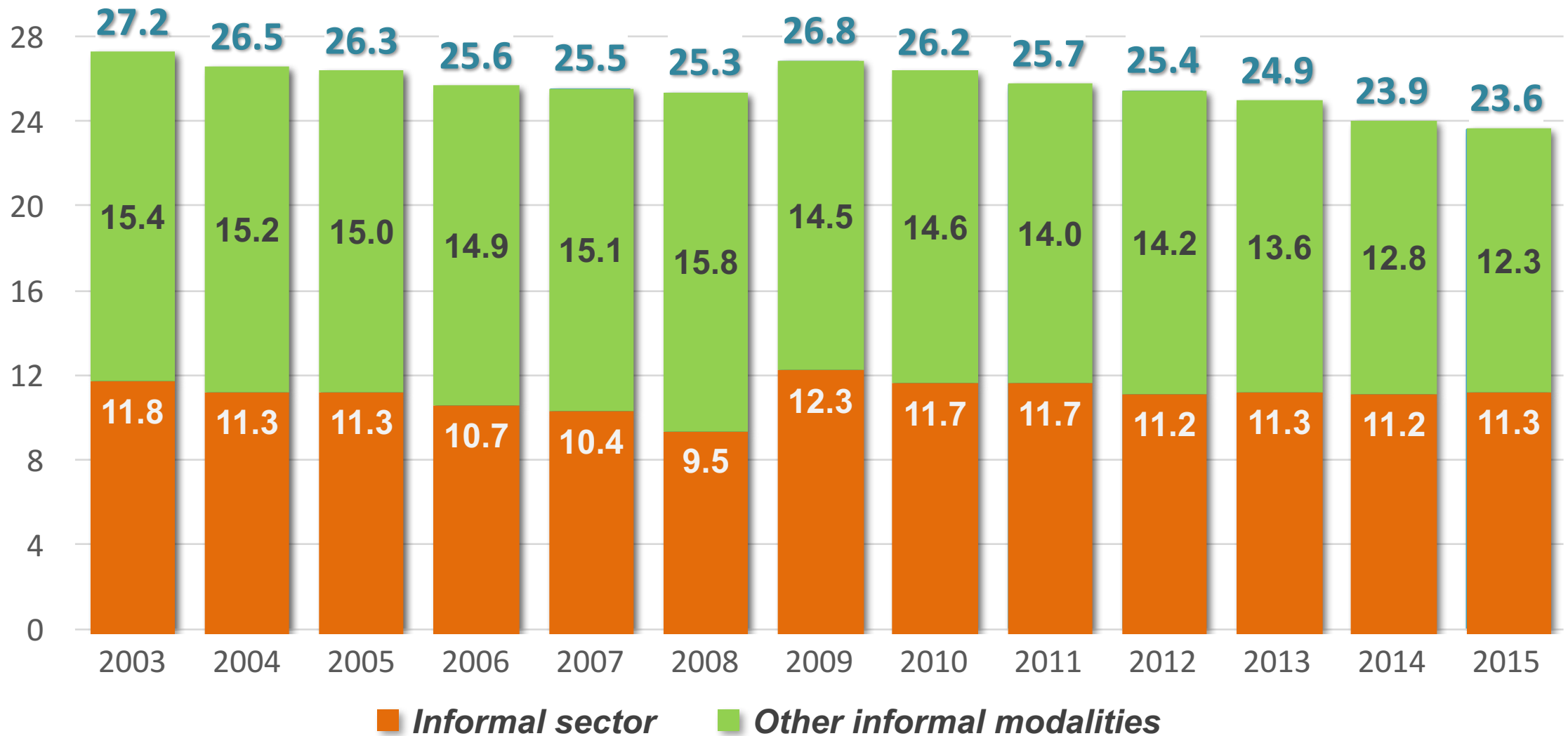
National

Characteristic	Total						
	Total employment	Formal employment	Informal employment				
			Subtotal	Informal Sector Employment	Other forms of informal employment		
					Subtotal	Non-farm	Farm
Employed population by	52,198,611	22,702,104	29,496,507	14,077,063	15,419,444	9,490,122	5,929,322
1.1 Age groups	52,198,611	22,702,104	29,496,507	14,077,063	15,419,444	9,490,122	5,929,322
From 15 to 24 years	8,779,146	2,901,612	5,877,534	2,246,365	3,631,169	2,428,147	1,203,022
From 25 to 44 years	24,989,199	12,334,843	12,654,356	6,129,225	6,525,131	4,353,544	2,171,587
From 45 to 64 years	15,731,535	6,844,806	8,886,729	4,691,918	4,194,811	2,343,620	1,851,191
65 onwards	2,665,504	602,567	2,062,937	1,002,655	1,060,282	358,696	701,586
Not specified	33,227	18,276	14,951	6,900	8,051	6,115	1,936
1.2 School attainment	52,198,611	22,702,104	29,496,507	14,077,063	15,419,444	9,490,122	5,929,322
Non-finished grammar school	6,077,270	822,685	5,254,585	2,211,509	3,043,076	899,212	2,143,864
Grammar school	9,563,994	2,210,678	7,353,316	3,646,743	3,706,573	1,929,869	1,776,704
Junior high school	17,758,190	7,261,449	10,496,741	5,399,941	5,096,800	3,561,913	1,534,887
High school and College	18,753,036	12,388,178	6,364,858	2,804,762	3,560,096	3,088,143	471,953
Not specified	46,121	19,114	27,007	14,108	12,899	10,985	1,914
1.3 Status on employment	52,198,611	22,702,104	29,496,507	14,077,063	15,419,444	9,490,122	5,929,322

DATA ON INFORMAL ECONOMY



GDP: informal shares



How to find data on informal economy

The image shows a screenshot of the INEGI (Instituto Nacional de Estadística y Geografía) website. The header includes the INEGI logo, the text 'INSTITUTO NACIONAL DE ESTADÍSTICA Y GEOGRAFÍA', and the Mexican flag with 'México'. Navigation links include 'Inicio', 'Contacto', and 'Síguenos' with social media icons. A main menu is open, with 'Estadística' highlighted in red. Under 'Estadística', 'Fuente/Proyecto' is also highlighted in red, and a sub-menu is displayed. In this sub-menu, 'PIB y Cuentas Nacionales de México' is highlighted in red, with a mouse cursor pointing to it. Below the menu, there are several content blocks: a banner for the 'Encuesta Nacional de Ingresos y Gastos de los Hogares 2016', a section for 'México en cifras' with a map and a dropdown menu, and a 'Ciclos económicos' section with a line graph. At the bottom, there are banners for 'SNI=EG Sistema Nacional de Información Estadística y Geográfica' and '2016 REPORTE ANUAL'.

Estadística ▾ Geografía ▾ Investigación ▾ Productos y Servicios ▾ Acerca del INEGI ▾

Temas ▾
Bancos de Datos ▾
Fuente/Proyecto ▾
Aspectos normativos y metodológicos ▾

De interés

- Anuario estadístico y geográfico de los Estados Unidos Mexicanos
- Censos Económicos 2014
- Índices de Precios
- DENUÉ
- Microdatos
- Gobierno
- Ocupación y empleo
- PIB y Cuentas Nacionales de México
- Encuesta Intercensal
- Para desarrolladores
- Catálogo Único de Claves de Áreas Geoestadísticas Estatales, Municipales y Localidades

Unidad de Medida y Actualización (UMA), 2017

Diario \$ 75.49

Me... 2,294.90

Encuesta Nacional de Ingresos y Gastos de los Hogares 2016 / Nueva serie histórica
Contiene la muestra más grande en la historia del país para una encuesta de ingresos y gastos: ...
... información con representatividad estatal y para ámbitos rural y urbano. ...
... más precisa del ingreso.

México en cifras
Información nacional, por entidad federativa y municipios

Seleccione la entidad en el mapa o en la siguiente lista:
Estados Unidos Mexicanos ▾
Ir

Ciclos económicos

SNI=EG
Sistema Nacional de Información Estadística y Geográfica

2016 REPORTE ANUAL

PIB y Cuentas Nacionales de México

para determinar posiciones con mayor exactitud, en beneficio de los usuarios
El INEGI estableció tres nuevas estaciones de la RGNA en Tlaxcala, Tamaulipas y Ciudad de México...

05 de septiembre de 2017
Indicador Mensual de la Inversión Fija Bruta
(Cifras durante junio de 2017)
La Inversión Fija Bruta reportó una disminución real de (-)1% en junio...

[+] Ver nota completa

[+] Ver nota completa

Véndale al INEGI

<http://www.inegi.org.mx>

How to find data on informal economy



The image shows a screenshot of the INEGI website. At the top left is the INEGI logo and the text 'INSTITUTO NACIONAL DE ESTADÍSTICA Y GEOGRAFÍA'. To the right are social media icons and a search bar. Below the navigation bar, there are tabs for 'Estadística', 'Geografía', 'Investigación', 'Productos y Servicios', and 'Acerca del INEGI'. The main content area is titled 'PIB y Cuentas Nacionales DE MÉXICO' and features a banner for '2008 CAMBIO AÑO BASE SCNM'. On the left, there is a 'Presentación' section with text about the modernization of the National Accounts System (SCNM) and the change of base year to 2008. On the right, under 'Base 2008', there is a list of categories. The 'Medición de la Economía Informal' link is highlighted with a red box and a mouse cursor.

INEGI INSTITUTO NACIONAL DE ESTADÍSTICA Y GEOGRAFÍA

Inicio | Contacto | Síguenos: RSS, Twitter, Facebook, YouTube, LinkedIn

Estadística ▾ Geografía ▾ Investigación ▾ Productos y Servicios ▾ Acerca del INEGI ▾

Inicio > Estadística >

PIB y Cuentas Nacionales DE MÉXICO

2008 CAMBIO AÑO BASE SCNM

Base 2008

- ▶ Producto Interno Bruto (PIB)
 - Estimación Oportuna Trimestral
 - Trimestral
 - Por actividad de los Bienes y Servicios, anual **[nuevo]**
 - Por Entidad Federativa, anual
 - Del Sector Público y Privado, anual
 - De los Gobiernos Estatales y Locales, anual
 - Valor Agregado de Exportación de la Manufactura Global
 - **Medición de la Economía Informal**
- ▶ Corto plazo
 - Actividad Industrial
 - Total de las Actividades Económicas (IGAE)
 - Inversión Fija Bruta

Presentación

La modernización del Sistema de Cuentas Nacionales de México (SCNM) incorpora los últimos lineamientos del SCN 2008 de ONU, el FMI, el BM, la OCDE y la EUROSTAT, al mismo tiempo presenta el Cambio de Año Base a 2008 (CAB 2008); con ello, se actualiza la estructura económica del país y de los precios que se usan para medir las variables macroeconómicas, sin el efecto de inflación.

Las Cuentas Nacionales con un esquema de

<http://www.inegi.org.mx/est/contenidos/proyectos/cn/>

How to find data on Mexico's informal economy



**INSTITUTO NACIONAL
DE ESTADÍSTICA Y GEOGRAFÍA**

México

Inicio | Contacto
Síguenos:







Estadística ▾
Geografía ▾
Investigación ▾
Productos y Servicios ▾
Acerca del INEGI ▾

Inicio > Estadística > PIB y Cuentas Nacionales de México >

PIB y Cuentas Nacionales DE MÉXICO



Presentación

El Instituto Nacional de Estadística y Geografía (INEGI) pone a disposición del público en general la medición de la Economía Informal, Base 2008, la cual se presenta en una serie de cuadros y tabulados por sector de actividad económica de acuerdo al Sistema de Clasificación Industrial de América del Norte 2007 (SCIAN 2007).

La aportación más importante que hacen estas mediciones al Cambio de Año Base 2008, además de la amplia implementación del SCN 2008, consiste en la incorporación de las hojas de balance y cuentas de otras variaciones en el volumen de los activos, en las que se han incorporado mediciones de stocks de activos no financieros y financieros, por sector institucional. Siendo esta la primera vez que se ofrecen mediciones de este tipo dentro del marco contable del SCNM, aportándole una mayor congruencia a las transacciones que se registran o calculan como flujos y como saldos, al inicio y al final de cada período de estudio.

Atendiendo la demanda de información, reconociendo la necesidad de contar con nuevas

[Más informa](#)

Medición de la Economía Informal, 2015 preliminar. Año Base 2008

Participación de la economía informal en el PIB Serie 2003-2015							
AÑO	2003	2004	2005	2006	2007	2008	2009
VAB Economía total ¹	7,302,821	8,299,895	9,028,899	10,120,003	10,962,144	11,941,199	11,568,456
VAB Economía informal ¹	1,984,233	2,199,161	2,373,403	2,590,500	2,793,589	3,017,060	3,105,229
Contribución (%)	27.2	26.5	26.3	25.6	25.5	25.3	26.8



^RCifras revisadas.
^PCifras preliminares.
VAB: Valor agregado bruto.
¹Cifras en millones de pesos a precios corrientes.

Summing up

- © Mexico (INEGI) produces regular data on informal employment and its components with national coverage, distinguishing urban from rural areas and also state-regional levels. All are disseminated on a quarterly basis.
- © Both sample size and special design of Mexico's LFS (ENOE) provides this information and also supply the national account system with the labor base required to achieve completeness and infer the size of the informal economy within GDP.



Summing up

- © It is easier to identify the size of informal employment than its composition. Informal Sector still remains the most challenging segment to delimitate within the realm of informal employment.
- © There are many measurement approaches to the phenomena. All in all there always will be some trade-offs between scope and timeliness and accuracy (especially in structural terms).



The future

- © Given the conceptual frame, a key point for this statistic is the outcome of the ILO expert group updating the classification of status in employment (ICSE). That is because certain labor market insertion modalities such as dependent contractors could be classified as informal, insofar as they are seen as *de facto* employees (thus lacking labor rights). However if they are considered as independent workers or self-employed, then in the H Matrix, they will be part of formal employment.
- © *De Jure and de Facto* distinctions becomes more than ever a hot issue to deal with, creating an explicit tension between legalistic and non-legalistic ways of understanding informality.



**Thanks'
for
remaining
awake!**



Conociendo México

01 800 111 46 34

www.inegi.org.mx

atencion.usuarios@inegi.org.mx



INEGI Informa



@ INEGI_INFORMA



INSTITUTO NACIONAL
DE ESTADÍSTICA Y GEOGRAFÍA

